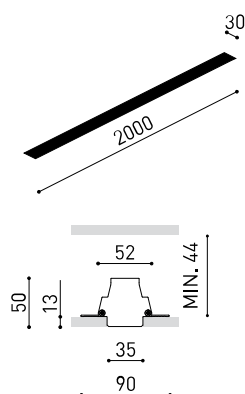




### DIMENSIONS



### ACCESSORIES



CUSTOM & MOUNTING  
ACCESSORIES



DRIVER OPTIONS

Name	BRIGHT LINE HO TRIMLESS 2000mm 4000K W
Reference	A3040042W
Color	Matt white
RAL	9016
Category	CUSTOM SYSTEMS

### LIGHT SOURCE

Type	LED
Gross luminous flux	4844 lm
Colour temperature	4000 K
Chromatic stability	MacAdam Step 2
Colour Rendering Index	CRI > 90
Power	46 W
Efficacy	105 lm/W
LED lifespan	L80B10 > 60.000h

### LIGHTING FIXTURE | PHOTOMETRIC DATA

Lighting efficiency	43%
Light beam angle	110°

### LIGHTING FIXTURE | ELECTRICAL DATA

Driver	Excluded: Must be placed on remote
Voltage	24V
Dimming	No Dim / DALI / Push
Electrical insulation class	III

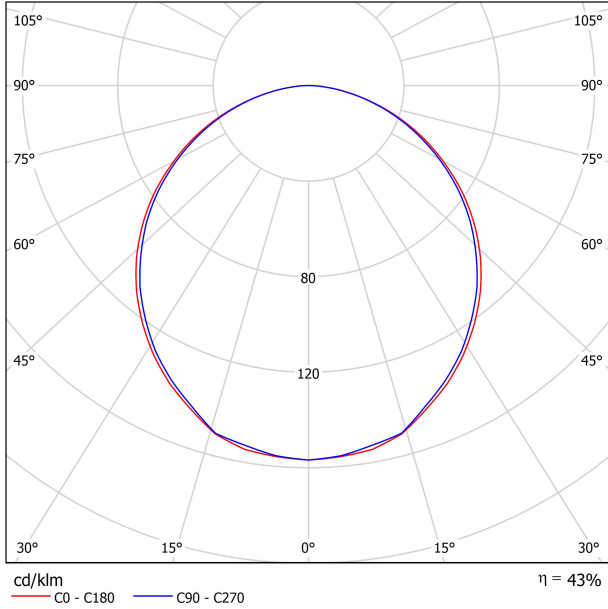
### OTHER DATA

Sealing	IP20
Wireless control	Please Consult
Diffuser included	No
Weight	2290 g
Packaged weight	3350 g
Packaging dimensions	Ø100 x 2105 mm
Units per package	1
Materials	Aluminium / Polycarbonate

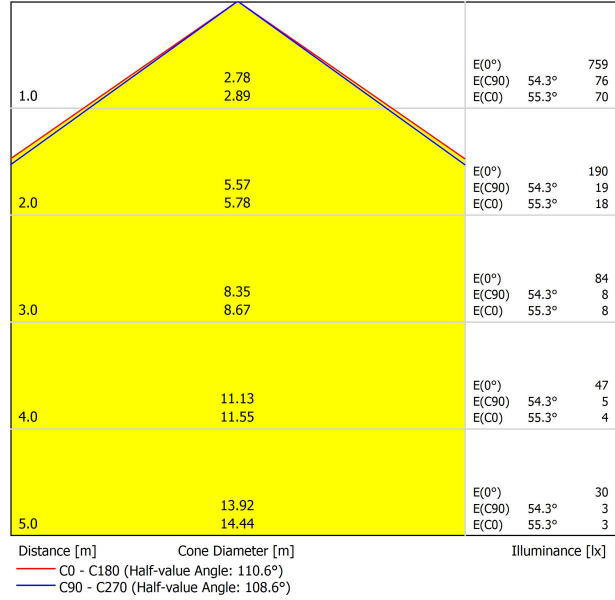


Bright Line is a customizable 3 cm wide linear shaped lighting fixture, that emits a diffuse light and gets perfectly integrated into the architecture. Provided with a perfect light continuity and homogeneity all along its course, this lighting product's aim is to help designers and architects draw the luminous lines that highlight the architectural shapes, the spatial guidelines, the transit direction... Composed of a modular system, Bright Line is able to define straight lines and also 90° angles on flat surfaces. \*\*\* NOTE: Recommended for installations where the profile can be installed before the false plasterboard ceiling (thickness 12,5 mm).

POLAR DIAGRAM



CONICAL DIAGRAM



UGR

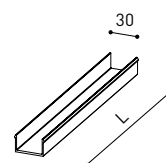
Glare Evaluation According to UGR																
		70	70	50	30	30	70	70	50	50	30	30				
p Ceiling		50	30	50	30	30	50	30	50	30	30	30				
p Walls		20	20	20	20	20	20	20	20	20	20	20				
p Floor		Viewing direction at right angles to lamp axis					Viewing direction parallel to lamp axis									
Room Size	X Y															
2H	2H	20.1	21.4	20.4	21.7	21.9	20.0	21.3	20.3	21.6	21.8	20.0	21.3	20.3	21.6	21.8
	3H	21.9	23.1	22.2	23.4	23.6	21.8	23.0	22.1	23.2	23.5	21.8	23.0	22.1	23.2	23.5
	4H	22.5	23.7	22.9	24.0	24.2	22.4	23.5	22.7	23.8	24.1	22.4	23.5	22.7	23.8	24.1
	6H	23.0	24.1	23.4	24.4	24.7	22.9	23.9	23.2	24.2	24.5	22.9	23.9	23.2	24.2	24.5
	8H	23.2	24.2	23.5	24.5	24.8	23.0	24.0	23.4	24.4	24.7	23.0	24.0	23.4	24.4	24.7
12H	23.2	24.2	23.6	24.5	24.9	23.1	24.1	23.5	24.4	24.8	23.1	24.1	23.5	24.4	24.8	
4H	2H	20.6	21.8	21.0	22.1	22.3	20.6	21.7	20.9	22.0	22.3	20.6	21.7	20.9	22.0	22.3
	3H	22.6	23.6	23.0	23.9	24.3	22.5	23.5	22.9	23.8	24.2	22.5	23.5	22.9	23.8	24.2
	4H	23.4	24.3	23.8	24.7	25.0	23.3	24.2	23.7	24.5	24.9	23.3	24.2	23.7	24.5	24.9
	6H	24.0	24.8	24.5	25.2	25.6	23.9	24.7	24.4	25.1	25.5	23.9	24.7	24.4	25.1	25.5
	8H	24.2	24.9	24.7	25.3	25.7	24.2	24.8	24.6	25.2	25.6	24.2	24.8	24.6	25.2	25.6
12H	24.4	25.0	24.8	25.4	25.8	24.3	24.9	24.7	25.3	25.8	24.3	24.9	24.7	25.3	25.8	
8H	4H	23.7	24.4	24.2	24.8	25.2	23.6	24.3	24.1	24.7	25.1	23.6	24.3	24.1	24.7	25.1
	6H	24.5	25.0	24.9	25.5	25.9	24.4	24.9	24.8	25.4	25.8	24.4	24.9	24.8	25.4	25.8
	8H	24.8	25.2	25.2	25.7	26.2	24.7	25.2	25.2	25.6	26.1	24.7	25.2	25.2	25.6	26.1
	12H	24.9	25.4	25.4	25.8	26.3	24.9	25.3	25.4	25.8	26.3	24.9	25.3	25.4	25.8	26.3
12H	4H	23.8	24.4	24.2	24.8	25.2	23.7	24.3	24.1	24.7	25.1	23.7	24.3	24.1	24.7	25.1
	6H	24.5	25.0	25.0	25.5	26.0	24.5	24.9	24.9	25.4	25.9	24.5	24.9	24.9	25.4	25.9
	8H	24.9	25.3	25.3	25.7	26.2	24.8	25.2	25.3	25.7	26.2	24.8	25.2	25.3	25.7	26.2
Variation of the observer position for the luminaire distances S																
S = 1.0H		+0.1 / -0.1					+0.1 / -0.1									
S = 1.5H		+0.2 / -0.3					+0.2 / -0.3									
S = 2.0H		+0.4 / -0.6					+0.4 / -0.7									
Standard table		BK06					BK06									
Correction Summand		-0.7					-0.8									
Corrected Glare Indices referring to 4844lm Total Luminous Flux																

GUÍA DE INSTALACIÓN



<https://youtu.be/tGgsQdaYe-w>

		L
BRIGHT LINE Diffuser	A303-10-01	1000mm
	A303-10-02	2000mm
	A303-10-03	3000mm



BRIGHT LINE End Caps Kit	A303-10-00-   W	Thickness of each cover 2mm.
--------------------------	-----------------	------------------------------



BRIGHT LINE Straight Joiner	A303-10-04	
-----------------------------	------------	--



BRIGHT LINE Power Line	A303-10-05	
------------------------	------------	--



COLOUR | W □ RAL 9016 |

MATERIAL | AL | PC |

TRIMLESS INSTALLATION GUIDE  
<https://youtu.be/tgGsQdaYe-w>



**BRIGHT LINE Track Clamp Kit** A219-21-20- | B |



**BRIGHT LINE Flush Ceiling Kit** A219-22-06- | B |



**BRIGHT LINE Track Clamp Kit for M6 Rod** A219-21-21- | B |



**BRIGHT LINE Suspension Kit** A219-21-10- | B |




**SUGGESTED MOUNTING ACCESSORIES QUANTITIES**

- 250mm. - 2Pcs.
- 500mm. - 2Pcs.
- 1000mm. - 2Pcs.
- 2000mm. - 3Pcs.
- 3000mm. - 4Pcs.
- Corners - 4Pcs. - Two units (in the ceiling) and two units (in the wall) can be combined

COLOUR | B □ |



CONSTANT VOLTAGE LED POWER SUPPLY		P	V	Max Length	Max Length H0	D
ON / OFF	<b>0433-10-22</b>	96W	24V	7000mm	3750mm	300 x 40 x 21mm
 DALI   PUSH	<b>0433-10-23</b>	80W	24V	6250mm	3000mm	345 x 32 x 22mm
	<b>0433-10-24</b>	160W	24V	7000mm	5000mm	300 x 50 x 35mm

220  
240 V~



Fuente de luz (LED) reemplazable por un profesional autorizado

Replaceable (LED only) light source by an authorized professional.

Source lumineuse (LED) remplaçable par un professionnel agréé

Sorgente luminosa (LED) sostituibile da parte di un professionista autorizzato

Austauschbare (LED) Lichtquelle durch einen autorisierten Fachmann



Equipo de control reemplazable por un profesional autorizado

Replaceable control gear by an authorized professional

Dispositif de commande remplaçable par un professionnel agréé

Alimentatore sostituibile da parte di un professionista autorizzato

Auswechselbares Betriebsgerät durch autorisierten Fachmann

INSTRUCCIONES PARA EL FINAL DE VIDA Y LA ELIMINACIÓN LOS COMPONENTES  
 INSTRUCTIONS ON END-OF-LIFE AND COMPONENT DISPOSAL  
 INSTRUCTIONS POUR LA GESTION DES COMPOSANTS EN FIN DE VIE ET LEUR MISE AU REBUT  
 ISTRUZIONI PER IL FINE VITA E LO SMALTIMENTO DEI COMPONENTI  
 ANWEISUNGEN ZUR ENTSORGUNG DER LEUCHTENKOMPONENTEN



Interrumpir la alimentación del aparato  
 Cut the power supply to the luminaire  
 Couper l'alimentation du luminaire  
 Interrompere l'alimentazione dell'apparecchio  
 Stromversorgung der Leuchte unterbrechen



Quitar la(s) fuente(s) de luz para el desecho  
 Remove light source(s) for disposal  
 Retirer la (les) source(s) lumineuse(s) pour l'élimination  
 Rimuovere la/le sorgente/e di luce per lo smaltimento  
 Lichtquelle(n) zur Entsorgung entfernen



Quitar la batería para el desecho  
 Remove the battery for decommissioning  
 Retirer la batterie pour sa mise au rebut  
 Rimuovere la batteria per la dismissione  
 Die Batterie ordnungsgemäß entsorgen



Quitar el equipo de control para el desecho  
 Remove control gear for disposal  
 Retirer le dispositif de commande pour l'élimination  
 Rimuovere l'alimentatore per lo smaltimento  
 Betriebsgerät zur Entsorgung ausbauen



Enviar los materiales a un centro de recogida RAEE  
 Send the materials to a WEEE collection centre  
 Envoyer les matériaux dans une déchetterie DEEE  
 Inviare i materiali ad un centro di raccolta RAEE  
 Die Materialien in einem WEEE-Zentrum entsorgen

