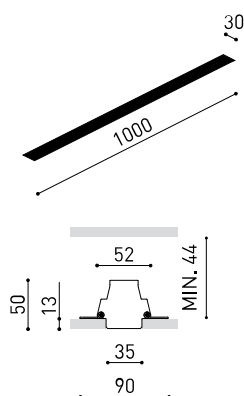




DIMENSIONES



ACCESORIOS



CUSTOM & MOUNTING
ACCESSORIES



DRIVER OPTIONS

| | |
|------------|--|
| Nombre | BRIGHT LINE HO TRIMLESS 1000mm 4000K W |
| Referencia | A3040032W |
| Color | Blanco Mate |
| RAL | 9016 |
| Categoría | CUSTOM SYSTEMS |

FUENTE DE LUZ

| | |
|----------------------------------|------------------|
| Tipo | LED |
| Flujo Luminoso | 2422 lm |
| Temperatura de color | 4000 K |
| Estabilidad cromática | MacAdam Step 2 |
| Índice de reproducción cromática | CRI > 90 |
| Potencia | 23 W |
| Eficacia | 105 lm/W |
| Horas de Vida del LED | L80B10 > 60.000h |

LUMINARIA | DATOS FOTOMÉTRICOS

| | |
|-----------------------|------|
| Eficiencia Lumínica | 43% |
| Ángulo del haz de luz | 110° |

LUMINARIA | DATOS ELÉCTRICOS

| | |
|------------------------------|------------------------------------|
| Driver | Excluido: Debe colocarse en remoto |
| Tensión | 24V |
| Regulación | No Dim / DALI / Push |
| Clase de seguridad eléctrica | ⚡ |

OTROS DATOS

| | |
|-----------------------|--------------------------|
| Estanqueidad | IP20 |
| Control inalámbrico | Consultar |
| Difusor incluido | No |
| Peso | 1160 g |
| Peso con embalaje | 1760 g |
| Dimensiones embalaje | Ø100 x 1085 mm |
| Unidades por embalaje | 1 |
| Materiales | Aluminio / Policarbonato |



Bright Line es una luminaria personalizable en forma línea de luz difusa, de sólo 3cms, perfectamente integrada en la arquitectura. Con una continuidad y homogeneidad de la luz perfecta en todo su recorrido, se trata de un producto que sirve a diseñadores y arquitectos para dibujar con su trazo las líneas luminosas que subrayan las formas arquitectónicas, las directrices espaciales, los sentidos de tránsito... Compuesta por un sistema modular, Bright Line puede definir líneas rectas y giros a 90° en superficies planas. *** NOTA: Recomendado para instalaciones en las que el perfil se puede instalar antes que el falso techo de yeso (espesor de 12,5mm).

DIAGRAMA POLAR

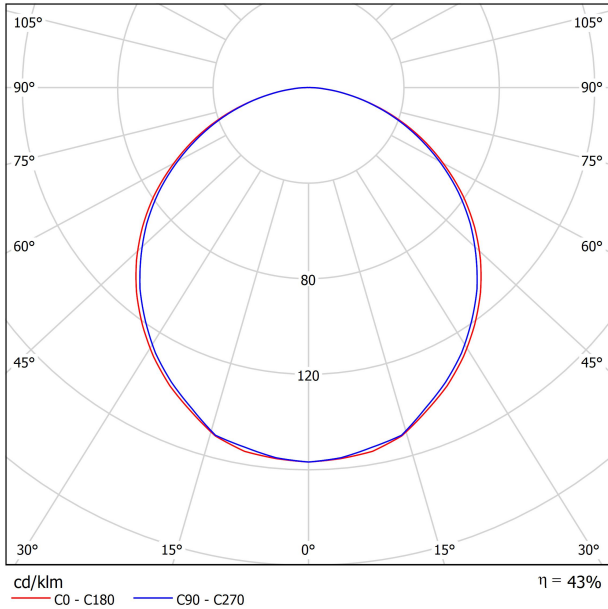
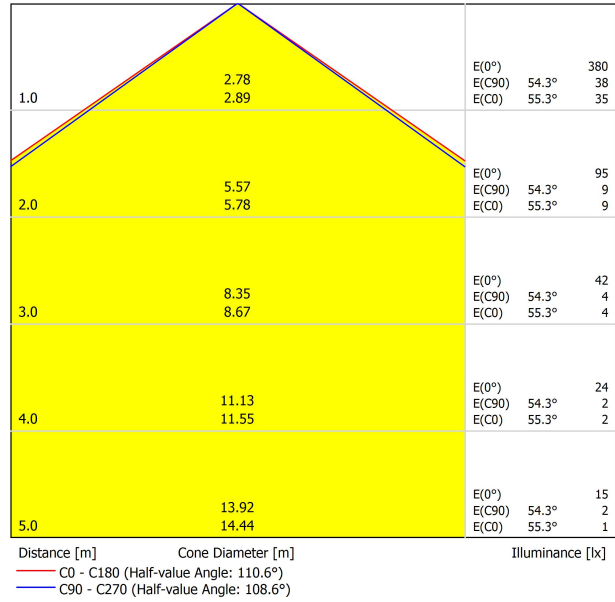


DIAGRAMA CÓNICO



UGR

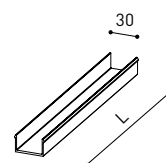
| Glare Evaluation According to UGR | | | | | | | | | | | | | | | | | | |
|--|-----|--|------|------|------|------|---|------|------|------|------|------|------|------|------|------|------|------|
| | | 70 | 70 | 50 | 30 | 30 | 70 | 70 | 50 | 50 | 30 | 30 | | | | | | |
| p Ceiling | | 50 | 30 | 50 | 30 | 30 | 50 | 30 | 50 | 30 | 30 | 30 | | | | | | |
| p Walls | | 20 | 20 | 20 | 20 | 20 | 20 | 20 | 20 | 20 | 20 | 20 | | | | | | |
| p Floor | | Viewing direction at right angles to lamp axis | | | | | Viewing direction parallel to lamp axis | | | | | | | | | | | |
| Room Size | X | Y | | | | | | | | | | | | | | | | |
| 2H | 2H | 2H | 20.1 | 21.4 | 20.4 | 21.7 | 21.9 | 20.0 | 21.3 | 20.3 | 21.6 | 21.8 | 21.9 | 20.0 | 21.3 | 20.3 | 21.6 | 21.8 |
| | 3H | 2H | 21.9 | 23.1 | 22.2 | 23.4 | 23.6 | 21.8 | 23.0 | 22.1 | 23.2 | 23.5 | 23.6 | 21.8 | 23.0 | 22.1 | 23.2 | 23.5 |
| | 4H | 2H | 22.5 | 23.7 | 22.9 | 24.0 | 24.2 | 22.4 | 23.5 | 22.7 | 23.8 | 24.1 | 24.2 | 22.4 | 23.5 | 22.7 | 23.8 | 24.1 |
| | 6H | 2H | 23.0 | 24.1 | 23.4 | 24.4 | 24.7 | 22.9 | 23.9 | 23.2 | 24.2 | 24.5 | 24.6 | 22.9 | 23.9 | 23.2 | 24.2 | 24.5 |
| | 8H | 2H | 23.2 | 24.2 | 23.5 | 24.5 | 24.8 | 23.0 | 24.0 | 23.4 | 24.4 | 24.7 | 24.8 | 23.0 | 24.0 | 23.4 | 24.4 | 24.7 |
| 4H | 12H | 2H | 23.2 | 24.2 | 23.6 | 24.5 | 24.9 | 23.1 | 24.1 | 23.5 | 24.4 | 24.8 | 24.9 | 23.1 | 24.1 | 23.5 | 24.4 | 24.8 |
| | 2H | 4H | 20.6 | 21.8 | 21.0 | 22.1 | 22.3 | 20.6 | 21.7 | 20.9 | 22.0 | 22.3 | 22.3 | 20.6 | 21.7 | 20.9 | 22.0 | 22.3 |
| | 3H | 4H | 22.6 | 23.6 | 23.0 | 23.9 | 24.3 | 22.5 | 23.5 | 22.9 | 23.8 | 24.2 | 24.2 | 22.5 | 23.5 | 22.9 | 23.8 | 24.2 |
| | 4H | 4H | 23.4 | 24.3 | 23.8 | 24.7 | 25.0 | 23.3 | 24.2 | 23.7 | 24.5 | 24.9 | 24.9 | 23.3 | 24.2 | 23.7 | 24.5 | 24.9 |
| | 6H | 4H | 24.0 | 24.8 | 24.5 | 25.2 | 25.6 | 23.9 | 24.7 | 24.4 | 25.1 | 25.5 | 25.5 | 23.9 | 24.7 | 24.4 | 25.1 | 25.5 |
| 8H | 8H | 4H | 24.2 | 24.9 | 24.7 | 25.3 | 25.7 | 24.2 | 24.8 | 24.6 | 25.2 | 25.6 | 25.6 | 24.2 | 24.8 | 24.6 | 25.2 | 25.6 |
| | 12H | 4H | 24.4 | 25.0 | 24.8 | 25.4 | 25.8 | 24.3 | 24.9 | 24.7 | 25.3 | 25.8 | 25.8 | 24.3 | 24.9 | 24.7 | 25.3 | 25.8 |
| | 4H | 8H | 23.7 | 24.4 | 24.2 | 24.8 | 25.2 | 23.6 | 24.3 | 24.1 | 24.7 | 25.1 | 25.1 | 23.6 | 24.3 | 24.1 | 24.7 | 25.1 |
| | 6H | 8H | 24.5 | 25.0 | 24.9 | 25.5 | 25.9 | 24.4 | 24.9 | 24.8 | 25.4 | 25.8 | 25.8 | 24.4 | 24.9 | 24.8 | 25.4 | 25.8 |
| | 8H | 8H | 24.8 | 25.2 | 25.2 | 25.7 | 26.2 | 24.7 | 25.2 | 25.2 | 25.6 | 26.1 | 26.1 | 24.7 | 25.2 | 25.2 | 25.6 | 26.1 |
| 12H | 12H | 8H | 24.9 | 25.4 | 25.4 | 25.8 | 26.3 | 24.9 | 25.3 | 25.4 | 25.8 | 26.3 | 26.3 | 24.9 | 25.3 | 25.4 | 25.8 | 26.3 |
| | 4H | 12H | 23.8 | 24.4 | 24.2 | 24.8 | 25.2 | 23.7 | 24.3 | 24.1 | 24.7 | 25.1 | 25.1 | 23.7 | 24.3 | 24.1 | 24.7 | 25.1 |
| | 6H | 12H | 24.5 | 25.0 | 25.0 | 25.5 | 26.0 | 24.5 | 24.9 | 24.9 | 25.4 | 25.9 | 25.9 | 24.5 | 24.9 | 24.9 | 25.4 | 25.9 |
| 8H | 12H | 24.9 | 25.3 | 25.3 | 25.7 | 26.2 | 24.8 | 25.2 | 25.3 | 25.7 | 26.2 | 26.2 | 24.8 | 25.2 | 25.3 | 25.7 | 26.2 | |
| Variation of the observer position for the luminaire distances S | | | | | | | | | | | | | | | | | | |
| S = 1.0H | | +0.1 / -0.1 | | | | | +0.1 / -0.1 | | | | | | | | | | | |
| S = 1.5H | | +0.2 / -0.3 | | | | | +0.2 / -0.3 | | | | | | | | | | | |
| S = 2.0H | | +0.4 / -0.6 | | | | | +0.4 / -0.7 | | | | | | | | | | | |
| Standard table | | BK06 | | | | | BK06 | | | | | | | | | | | |
| Correction Summand | | 1.7 | | | | | 1.6 | | | | | | | | | | | |
| Corrected Glare Indices referring to 2422lm Total Luminous Flux | | | | | | | | | | | | | | | | | | |

GUÍA DE INSTALACIÓN



<https://youtu.be/tGgsQdaYe-w>

| | | L |
|----------------------|------------|--------|
| BRIGHT LINE Diffuser | A303-10-01 | 1000mm |
| | A303-10-02 | 2000mm |
| | A303-10-03 | 3000mm |



| | | |
|--------------------------|-----------------|------------------------------|
| BRIGHT LINE End Caps Kit | A303-10-00- W | Thickness of each cover 2mm. |
|--------------------------|-----------------|------------------------------|



| | | |
|-----------------------------|------------|--|
| BRIGHT LINE Straight Joiner | A303-10-04 | |
|-----------------------------|------------|--|



| | | |
|------------------------|------------|--|
| BRIGHT LINE Power Line | A303-10-05 | |
|------------------------|------------|--|



COLOUR | W □ RAL 9016 |

MATERIAL |  AL |  PC |

TRIMLESS INSTALLATION GUIDE
<https://youtu.be/tgGsQdaYe-w>



BRIGHT LINE Track Clamp Kit A219-21-20- | B |



BRIGHT LINE Flush Ceiling Kit A219-22-06- | B |



BRIGHT LINE Track Clamp Kit for M6 Rod A219-21-21- | B |



BRIGHT LINE Suspension Kit A219-21-10- | B |




SUGGESTED MOUNTING ACCESSORIES QUANTITIES

- 250mm. - 2Pcs.
- 500mm. - 2Pcs.
- 1000mm. - 2Pcs.
- 2000mm. - 3Pcs.
- 3000mm. - 4Pcs.
- Corners - 4Pcs. - Two units [in the ceiling] and two units [in the wall] can be combined

COLOUR | B □ |



CONSTANT VOLTAGE
LED POWER SUPPLY

| | | P | V | Max Length | Max Length H0 | D |
|---|-------------------|------|-----|---------------|------------------|-----------------|
| ON / OFF | 0433-10-22 | 96W | 24V | 7000mm | 3750mm | 300 x 40 x 21mm |
|  DALI PUSH | 0433-10-23 | 80W | 24V | 6250mm | 3000mm | 345 x 32 x 22mm |
| | 0433-10-24 | 160W | 24V | 7000mm | 5000mm | 300 x 50 x 35mm |

220
240 V~



Fuente de luz (LED) reemplazable por un profesional autorizado

Replaceable (LED only) light source by an authorized professional.

Source lumineuse (LED) remplaçable par un professionnel agréé

Sorgente luminosa (LED) sostituibile da parte di un professionista autorizzato

Austauschbare (LED) Lichtquelle durch einen autorisierten Fachmann



Equipo de control reemplazable por un profesional autorizado

Replaceable control gear by an authorized professional

Dispositif de commande remplaçable par un professionnel agréé

Alimentatore sostituibile da parte di un professionista autorizzato

Auswechselbares Betriebsgerät durch autorisierten Fachmann

INSTRUCCIONES PARA EL FINAL DE VIDA Y LA ELIMINACIÓN LOS COMPONENTES
 INSTRUCTIONS ON END-OF-LIFE AND COMPONENT DISPOSAL
 INSTRUCTIONS POUR LA GESTION DES COMPOSANTS EN FIN DE VIE ET LEUR MISE AU REBUT
 ISTRUZIONI PER IL FINE VITA E LO SMALTIMENTO DEI COMPONENTI
 ANWEISUNGEN ZUR ENTSORGUNG DER LEUCHTENKOMPONENTEN



Interrumpir la alimentación del aparato
 Cut the power supply to the luminaire
 Couper l'alimentation du luminaire
 Interrompere l'alimentazione dell'apparecchio
 Stromversorgung der Leuchte unterbrechen



Quitar la(s) fuente(s) de luz para el desecho
 Remove light source(s) for disposal
 Retirer la (les) source(s) lumineuse(s) pour l'élimination
 Rimuovere la/le sorgente/e di luce per lo smaltimento
 Lichtquelle(n) zur Entsorgung entfernen



Quitar la batería para el desecho
 Remove the battery for decommissioning
 Retirer la batterie pour sa mise au rebut
 Rimuovere la batteria per la dismissione
 Die Batterie ordnungsgemäß entsorgen



Quitar el equipo de control para el desecho
 Remove control gear for disposal
 Retirer le dispositif de commande pour l'élimination
 Rimuovere l'alimentatore per lo smaltimento
 Betriebsgerät zur Entsorgung ausbauen



Enviar los materiales a un centro de recogida RAEE
 Send the materials to a WEEE collection centre
 Envoyer les matériaux dans une déchetterie DEEE
 Inviare i materiali ad un centro di raccolta RAEE
 Die Materialien in einem WEEE-Zentrum entsorgen

