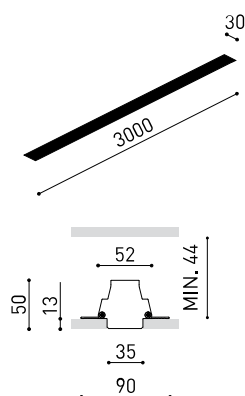




DIMENSIONS



ACCESSORIES



CUSTOM & MOUNTING
ACCESSORIES



DRIVER OPTIONS

| | |
|-----------|-------------------------------------|
| Name | BRIGHT LINE TRIMLESS 3000mm 4000K W |
| Reference | A3030052W |
| Color | Matt white |
| RAL | 9016 |
| Category | CUSTOM SYSTEMS |

LIGHT SOURCE

| | |
|------------------------|------------------|
| Type | LED |
| Gross luminous flux | 3750 lm |
| Colour temperature | 4000 K |
| Chromatic stability | MacAdam Step 2 |
| Colour Rendering Index | CRI > 90 |
| Power | 34,5 W |
| Efficacy | 109 lm/W |
| LED lifespan | L80B10 > 60.000h |

LIGHTING FIXTURE | PHOTOMETRIC DATA

| | |
|---------------------|------|
| Lighting efficiency | 43% |
| Light beam angle | 110° |

LIGHTING FIXTURE | ELECTRICAL DATA

| | |
|-----------------------------|------------------------------------|
| Driver | Excluded: Must be placed on remote |
| Voltage | 24V |
| Dimming | No Dim / DALI / Push |
| Electrical insulation class | III |

OTHER DATA

| | |
|----------------------|---------------------------|
| Sealing | IP20 |
| Wireless control | Please Consult |
| Diffuser included | No |
| Weight | 3390 g |
| Packaged weight | 4940 g |
| Packaging dimensions | Ø100 x 3105 mm |
| Units per package | 1 |
| Materials | Aluminium / Polycarbonate |

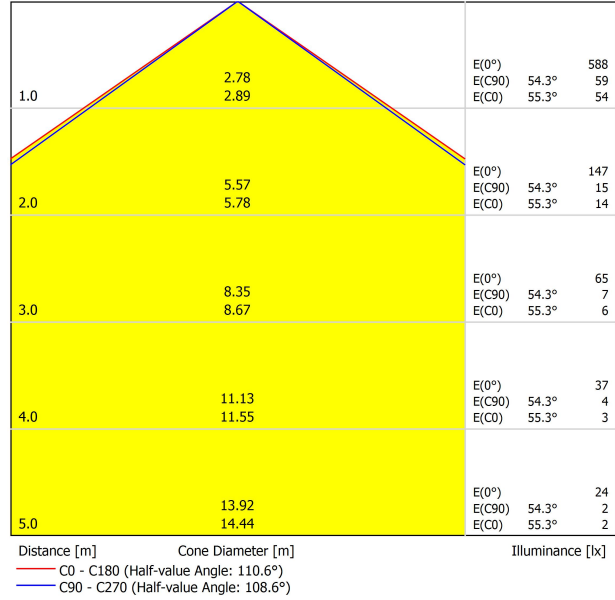


Bright Line is a customizable 3 cm wide linear shaped lighting fixture, that emits a diffuse light and gets perfectly integrated into the architecture. Provided with a perfect light continuity and homogeneity all along its course, this lighting product's aim is to help designers and architects draw the luminous lines that highlight the architectural shapes, the spatial guidelines, the transit direction... Composed of a modular system, Bright Line is able to define straight lines and also 90° angles on flat surfaces. *** NOTE: Recommended for installations where the profile can be installed before the false plasterboard ceiling (thickness 12,5 mm).

POLAR DIAGRAM



CONICAL DIAGRAM



UGR

| Glare Evaluation According to UGR | | | | | | | | | | | | | |
|--|--|---|------|------|------|------|-------------|------|------|------|------|----|--|
| | | 70 | 70 | 50 | 50 | 30 | 70 | 70 | 50 | 50 | 30 | 30 | |
| p Ceiling | | 50 | 30 | 50 | 30 | 30 | 50 | 30 | 50 | 30 | 30 | 30 | |
| p Walls | | 20 | 20 | 20 | 20 | 20 | 20 | 20 | 20 | 20 | 20 | 20 | |
| p Floor | | | | | | | | | | | | | |
| Room Size | Viewing direction at right angles to lamp axis | Viewing direction parallel to lamp axis | | | | | | | | | | | |
| X Y | | | | | | | | | | | | | |
| 2H | 2H | 17.8 | 19.1 | 18.1 | 19.4 | 19.6 | 17.7 | 19.0 | 18.0 | 19.3 | 19.5 | | |
| | 3H | 19.6 | 20.8 | 19.9 | 21.1 | 21.3 | 19.5 | 20.7 | 19.8 | 20.9 | 21.2 | | |
| | 4H | 20.2 | 21.4 | 20.6 | 21.7 | 22.0 | 20.1 | 21.2 | 20.5 | 21.5 | 21.8 | | |
| | 6H | 20.7 | 21.8 | 21.1 | 22.1 | 22.4 | 20.6 | 21.6 | 20.9 | 21.9 | 22.2 | | |
| | 8H | 20.9 | 21.9 | 21.2 | 22.2 | 22.5 | 20.7 | 21.7 | 21.1 | 22.1 | 22.4 | | |
| 12H | 20.9 | 21.9 | 21.3 | 22.2 | 22.6 | 20.8 | 21.8 | 21.2 | 22.1 | 22.5 | | | |
| 4H | 2H | 18.3 | 19.5 | 18.7 | 19.8 | 20.1 | 18.3 | 19.4 | 18.6 | 19.7 | 20.0 | | |
| | 3H | 20.3 | 21.3 | 20.7 | 21.6 | 22.0 | 20.2 | 21.2 | 20.6 | 21.5 | 21.9 | | |
| | 4H | 21.2 | 22.0 | 21.5 | 22.4 | 22.7 | 21.0 | 21.9 | 21.4 | 22.2 | 22.6 | | |
| | 6H | 21.7 | 22.5 | 22.2 | 22.9 | 23.3 | 21.6 | 22.4 | 22.1 | 22.8 | 23.2 | | |
| | 8H | 21.9 | 22.6 | 22.4 | 23.0 | 23.4 | 21.9 | 22.5 | 22.3 | 22.9 | 23.4 | | |
| 12H | 22.1 | 22.7 | 22.5 | 23.1 | 23.5 | 22.0 | 22.6 | 22.4 | 23.0 | 23.5 | | | |
| 8H | 4H | 21.4 | 22.1 | 21.9 | 22.5 | 22.9 | 21.3 | 22.0 | 21.8 | 22.4 | 22.8 | | |
| | 6H | 22.2 | 22.7 | 22.6 | 23.2 | 23.6 | 22.1 | 22.6 | 22.5 | 23.1 | 23.5 | | |
| | 8H | 22.5 | 22.9 | 22.9 | 23.4 | 23.9 | 22.4 | 22.9 | 22.9 | 23.3 | 23.8 | | |
| | 12H | 22.7 | 23.1 | 23.1 | 23.5 | 24.0 | 22.6 | 23.0 | 23.1 | 23.5 | 24.0 | | |
| 12H | 4H | 21.5 | 22.1 | 21.9 | 22.5 | 22.9 | 21.4 | 22.0 | 21.8 | 22.4 | 22.8 | | |
| | 6H | 22.2 | 22.7 | 22.7 | 23.2 | 23.7 | 22.2 | 22.6 | 22.6 | 23.1 | 23.6 | | |
| | 8H | 22.6 | 23.0 | 23.1 | 23.4 | 24.0 | 22.5 | 22.9 | 23.0 | 23.4 | 23.9 | | |
| Variation of the observer position for the luminaire distances S | | | | | | | | | | | | | |
| S = 1.0H | | +0.1 / -0.1 | | | | | +0.1 / -0.1 | | | | | | |
| S = 1.5H | | +0.2 / -0.3 | | | | | +0.2 / -0.3 | | | | | | |
| S = 2.0H | | +0.4 / -0.6 | | | | | +0.4 / -0.7 | | | | | | |
| Standard table | | BK06 | | | | | BK06 | | | | | | |
| Correction Summand | | -2.1 | | | | | -2.2 | | | | | | |
| Corrected Glare Indices referring to 3750lm Total Luminous Flux | | | | | | | | | | | | | |

GUÍA DE INSTALACIÓN



<https://youtu.be/tgGsQdaYe-w>

| | | L |
|----------------------|------------|--------|
| BRIGHT LINE Diffuser | A303-10-01 | 1000mm |
| | A303-10-02 | 2000mm |
| | A303-10-03 | 3000mm |



| | | |
|--------------------------|-----------------|------------------------------|
| BRIGHT LINE End Caps Kit | A303-10-00- W | Thickness of each cover 2mm. |
|--------------------------|-----------------|------------------------------|



| | | |
|-----------------------------|------------|--|
| BRIGHT LINE Straight Joiner | A303-10-04 | |
|-----------------------------|------------|--|



| | | |
|------------------------|------------|--|
| BRIGHT LINE Power Line | A303-10-05 | |
|------------------------|------------|--|



COLOUR | W □ RAL 9016 |

MATERIAL | AL | PC |

TRIMLESS INSTALLATION GUIDE
<https://youtu.be/tgGsQdaYe-w>



BRIGHT LINE Track Clamp Kit A219-21-20- | B |



BRIGHT LINE Flush Ceiling Kit A219-22-06- | B |



BRIGHT LINE Track Clamp Kit for M6 Rod A219-21-21- | B |



BRIGHT LINE Suspension Kit A219-21-10- | B |




SUGGESTED MOUNTING ACCESSORIES QUANTITIES

- 250mm. - 2Pcs.
- 500mm. - 2Pcs.
- 1000mm. - 2Pcs.
- 2000mm. - 3Pcs.
- 3000mm. - 4Pcs.
- Corners - 4Pcs. - Two units [in the ceiling] and two units [in the wall] can be combined

COLOUR | B □ |



| CONSTANT VOLTAGE LED POWER SUPPLY | | P | V | Max Length | Max Length H0 | D |
|---|-------------------|------|-----|---------------|------------------|-----------------|
| ON / OFF | 0433-10-22 | 96W | 24V | 7000mm | 3750mm | 300 x 40 x 21mm |
|  DALI PUSH | 0433-10-23 | 80W | 24V | 6250mm | 3000mm | 345 x 32 x 22mm |
| | 0433-10-24 | 160W | 24V | 7000mm | 5000mm | 300 x 50 x 35mm |

220
240 V~



Fuente de luz (LED) reemplazable por un profesional autorizado
 Replaceable (LED only) light source by an authorized professional.
 Source lumineuse (LED) remplaçable par un professionnel agréé
 Sorgente luminosa (LED) sostituibile da parte di un professionista autorizzato
 Austauschbare (LED) Lichtquelle durch einen autorisierten Fachmann



Equipo de control reemplazable por un profesional autorizado
 Replaceable control gear by an authorized professional
 Dispositif de commande remplaçable par un professionnel agréé
 Alimentatore sostituibile da parte di un professionista autorizzato
 Auswechselbares Betriebsgerät durch autorisierten Fachmann

INSTRUCCIONES PARA EL FINAL DE VIDA Y LA ELIMINACIÓN LOS COMPONENTES
 INSTRUCTIONS ON END-OF-LIFE AND COMPONENT DISPOSAL
 INSTRUCTIONS POUR LA GESTION DES COMPOSANTS EN FIN DE VIE ET LEUR MISE AU REBUT
 ISTRUZIONI PER IL FINE VITA E LO SMALTIMENTO DEI COMPONENTI
 ANWEISUNGEN ZUR ENTSORGUNG DER LEUCHTENKOMPONENTEN



Interrumpir la alimentación del aparato
 Cut the power supply to the luminaire
 Couper l'alimentation du luminaire
 Interrompere l'alimentazione dell'apparecchio
 Stromversorgung der Leuchte unterbrechen



Quitar la(s) fuente(s) de luz para el desecho
 Remove light source(s) for disposal
 Retirer la (les) source(s) lumineuse(s) pour l'élimination
 Rimuovere la/le sorgente/e di luce per lo smaltimento
 Lichtquelle(n) zur Entsorgung entfernen



Quitar la batería para el desecho
 Remove the battery for decommissioning
 Retirer la batterie pour sa mise au rebut
 Rimuovere la batteria per la dismissione
 Die Batterie ordnungsgemäß entsorgen



Quitar el equipo de control para el desecho
 Remove control gear for disposal
 Retirer le dispositif de commande pour l'élimination
 Rimuovere l'alimentatore per lo smaltimento
 Betriebsgerät zur Entsorgung ausbauen

Enviar los materiales a un centro de recogida RAEE
 Send the materials to a WEEE collection centre
 Envoyer les matériaux dans une déchetterie DEEE
 Inviare i materiali ad un centro di raccolta RAEE
 Die Materialien in einem WEEE-Zentrum entsorgen

