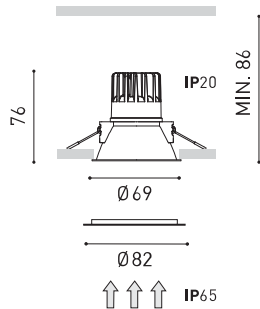




DIMENSIONS



ACCESSORIES



ADD-ON BEZEL

AWARDS



reddot design award
winner 2015



GERMAN
DESIGN
AWARD
NOMINEE
2016

| | |
|-----------|---|
| Name | SWAP IP65 S 6W PH.CUT DIM TO WARM W |
| Reference | A2121329W65 |
| Color | Matt white |
| RAL | Colour in the mass looks alike RAL 9010 |
| Category | CEILING RECESSED |

PRODUCT

| | |
|------------------------|---------------------------|
| Type | LED |
| Gross luminous flux | 640 lm |
| Colour temperature | Dim to warm 3000 - 1800 K |
| Chromatic stability | MacAdam Step 3 |
| Colour Rendering Index | CRI >90 |
| Power | 6 W |
| Current | 350 mA |
| Efficacy | 107 lm/W |
| LED lifespan | L80B20 >55.000h |

LIGHT SOURCE

| | |
|---------------------|-----|
| Lighting efficiency | 76% |
| Light beam angle | 36° |

LIGHTING FIXTURE | PHOTOMETRIC DATA

| | |
|-----------------------------|---------------------------------------|
| Driver | Included - Fast Connect |
| Power values of the system | 6,82 W |
| Voltage | 220V/240V |
| Frecuency | 50/60 Hz |
| Dimming | Phase Cut - Other DIM, please consult |
| Electrical insulation class | <input type="checkbox"/> |

LIGHTING FIXTURE | ELECTRICAL DATA

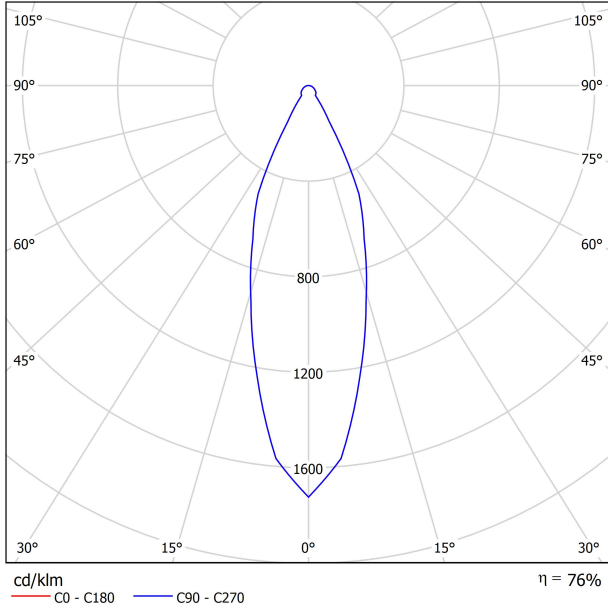
| | |
|------------------------|---------------------------|
| Sealing | IP65 |
| Wireless control | Please Consult |
| Emergency power supply | Please Consult |
| Impact resistance | IK07 |
| Recess measurements | Ø62 mm |
| Weight | 200 g |
| Packaged weight | 233,5 g |
| Packaging dimensions | 147 x 132 x 134 mm |
| Units per package | 1 |
| Materials | Aluminium / Polycarbonate |

OTHER DATA



Swap is a ceiling recessed LED spotlight whose main features are its minimalist aspect, its perfect integration into the ceiling, and considerable visual comfort, thanks to the small reflector that is set back with respect to the ceiling plane. When it is switched on, its matte finish shade generates an attractive effect, a discrete circle of light. It includes an add-on bezel that can be used optionally to cover larger recess diameters.

POLAR DIAGRAM

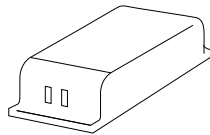


CONICAL DIAGRAM



UGR

| Glare Evaluation According to UGR | | | | | | | | | | | |
|--|-----|---|------|------|------|------|--|------|------|------|------|
| ρ Ceiling | | 70 | 70 | 50 | 50 | 30 | 70 | 70 | 50 | 50 | 30 |
| ρ Walls | | 50 | 30 | 50 | 30 | 30 | 50 | 30 | 50 | 30 | 30 |
| ρ Floor | | 20 | 20 | 20 | 20 | 20 | 20 | 20 | 20 | 20 | 20 |
| Room Size X Y | | Viewing direction at right angles to lamp axis | | | | | Viewing direction parallel to lamp axis | | | | |
| 2H | 2H | 16.9 | 17.7 | 17.2 | 17.9 | 18.1 | 16.9 | 17.7 | 17.2 | 17.9 | 18.1 |
| | 3H | 18.8 | 19.5 | 19.1 | 19.8 | 20.0 | 18.8 | 19.5 | 19.1 | 19.8 | 20.0 |
| | 4H | 19.6 | 20.3 | 19.9 | 20.6 | 20.8 | 19.6 | 20.3 | 19.9 | 20.6 | 20.8 |
| | 6H | 20.4 | 21.0 | 20.7 | 21.3 | 21.6 | 20.4 | 21.0 | 20.7 | 21.3 | 21.6 |
| | 8H | 20.7 | 21.3 | 21.0 | 21.6 | 21.9 | 20.7 | 21.3 | 21.0 | 21.6 | 21.9 |
| 4H | 12H | 21.0 | 21.6 | 21.3 | 21.9 | 22.2 | 21.0 | 21.6 | 21.3 | 21.9 | 22.2 |
| | 2H | 17.5 | 18.2 | 17.8 | 18.5 | 18.7 | 17.5 | 18.2 | 17.8 | 18.5 | 18.7 |
| | 3H | 19.7 | 20.3 | 20.0 | 20.6 | 20.9 | 19.7 | 20.3 | 20.0 | 20.6 | 20.9 |
| | 4H | 20.7 | 21.2 | 21.0 | 21.5 | 21.9 | 20.7 | 21.2 | 21.0 | 21.5 | 21.9 |
| | 6H | 21.6 | 22.0 | 22.0 | 22.4 | 22.7 | 21.6 | 22.0 | 22.0 | 22.4 | 22.7 |
| 8H | 8H | 22.0 | 22.4 | 22.4 | 22.7 | 23.1 | 22.0 | 22.4 | 22.4 | 22.7 | 23.1 |
| | 12H | 22.3 | 22.7 | 22.8 | 23.1 | 23.5 | 22.3 | 22.7 | 22.8 | 23.1 | 23.5 |
| | 4H | 21.0 | 21.4 | 21.5 | 21.8 | 22.2 | 21.0 | 21.4 | 21.5 | 21.8 | 22.2 |
| 12H | 6H | 22.1 | 22.4 | 22.6 | 22.9 | 23.3 | 22.1 | 22.4 | 22.6 | 22.9 | 23.3 |
| | 8H | 22.7 | 22.9 | 23.1 | 23.4 | 23.8 | 22.7 | 22.9 | 23.1 | 23.4 | 23.8 |
| | 8H | 23.2 | 23.4 | 23.7 | 23.9 | 24.4 | 23.2 | 23.4 | 23.7 | 23.9 | 24.4 |
| 12H | 4H | 21.1 | 21.4 | 21.5 | 21.8 | 22.3 | 21.1 | 21.4 | 21.5 | 21.8 | 22.3 |
| | 6H | 22.2 | 22.5 | 22.7 | 23.0 | 23.4 | 22.2 | 22.5 | 22.7 | 23.0 | 23.4 |
| | 8H | 22.8 | 23.1 | 23.3 | 23.5 | 24.0 | 22.8 | 23.1 | 23.3 | 23.5 | 24.0 |
| Variation of the observer position for the luminaire distances S | | | | | | | | | | | |
| S = 1.0H | | +0.2 / -0.1 | | | | | +0.2 / -0.1 | | | | |
| S = 1.5H | | +0.4 / -0.3 | | | | | +0.4 / -0.3 | | | | |
| S = 2.0H | | +0.6 / -0.6 | | | | | +0.6 / -0.6 | | | | |
| Standard table | | BK07 | | | | | BK07 | | | | |
| Correction Summand | | 6.1 | | | | | 6.1 | | | | |
| Corrected Glare Indices referring to 640lm Total Luminous Flux | | | | | | | | | | | |



DRIVER

0000-84-24 DRIVER 10W 350mA PHASE CUT DTW

PHASE CUT DIMMERS TESTED FOR COMPATIBILITY:

| Brand / Manufacturer | Model number | Dimming Type |
|----------------------|---------------|---------------|
| Niko | 310-0190X | Trailing edge |
| Jung | LB-Management | Trailing edge |
| HZC Electric | AU-P3 | Trailing edge |
| Philips | SED-200A | Trailing edge |
| Merten/Schneider | SBD315RC | Trailing edge |
| Etman | ETM327 | Trailing edge |
| Etman | ETM329 | Trailing edge |

THE PARTICULAR CONDITIONS OF EACH INSTALLATION AND THE SPECIFICATIONS AND CONDITIONS OF USE OF EACH REGULATOR, MAY DIFFER FROM THOSE CONSIDERED IN THE COMPATIBILITY TESTING, AND AFFECT ITS PERFORMANCE IN SAID INSTALLATION.



| | PRODUCT |
|----------|---------------------|
| Model | Swap S Add-On Bezel |
| Colour | W □ Matt white |
| Category | Accessories |



① 62-66

+

① 66-78

Accessory always included but for optional use.

It extends the piece's bezel to cover larger recesses, keeping Swap's minimalism and its perfect integration into the ceiling.

Easy to fit. Ideal for reforms to replace the light spot, with the already existing holes, without altering the ceiling or repainting. Swap is the best option for updating to LED technology by means of a real light fixture with incorporated LED, in contrast to just a retrofit lamp that only implies a less efficient update of the light source.



Fuente de luz (LED) reemplazable por un profesional autorizado

Replaceable (LED only) light source by an authorized professional.

Source lumineuse (LED) remplaçable par un professionnel agréé

Sorgente luminosa (LED) sostituibile da parte di un professionista autorizzato

Austauschbare (LED) Lichtquelle durch einen autorisierten Fachmann



Equipo de control reemplazable por un profesional autorizado

Replaceable control gear by an authorized professional

Dispositif de commande remplaçable par un professionnel agréé

Alimentatore sostituibile da parte di un professionista autorizzato

Auswechselbares Betriebsgerät durch autorisierten Fachmann

INSTRUCCIONES PARA EL FINAL DE VIDA Y LA ELIMINACIÓN LOS COMPONENTES
 INSTRUCTIONS ON END-OF-LIFE AND COMPONENT DISPOSAL
 INSTRUCTIONS POUR LA GESTION DES COMPOSANTS EN FIN DE VIE ET LEUR MISE AU REBUT
 ISTRUZIONI PER IL FINE VITA E LO SMALTIMENTO DEI COMPONENTI
 ANWEISUNGEN ZUR ENTSORGUNG DER LEUCHTENKOMPONENTEN



Interrumpir la alimentación del aparato
 Cut the power supply to the luminaire
 Couper l'alimentation du luminaire
 Interrompere l'alimentazione dell'apparecchio
 Stromversorgung der Leuchte unterbrechen



Quitar la(s) fuente(s) de luz para el desecho
 Remove light source(s) for disposal
 Retirer la (les) source(s) lumineuse(s) pour l'élimination
 Rimuovere la/le sorgente/e di luce per lo smaltimento
 Lichtquelle(n) zur Entsorgung entfernen



Quitar la batería para el desecho
 Remove the battery for decommissioning
 Retirer la batterie pour sa mise au rebut
 Rimuovere la batteria per la dismissione
 Die Batterie ordnungsgemäß entsorgen



Quitar el equipo de control para el desecho
 Remove control gear for disposal
 Retirer le dispositif de commande pour l'élimination
 Rimuovere l'alimentatore per lo smaltimento
 Betriebsgerät zur Entsorgung ausbauen



Enviar los materiales a un centro de recogida RAEE
 Send the materials to a WEEE collection centre
 Envoyer les matériaux dans une déchetterie DEEE
 Inviare i materiali ad un centro di raccolta RAEE
 Die Materialien in einem WEEE-Zentrum entsorgen

